



2023-2024 School Year Virtual Registration

Registration Open for PVA *February 13th - March 3rd*

PARENTS WHO WANT THEIR CURRENTLY ENROLLED PVA STUDENT TO PARTICIPATE IN VIRTUAL INSTRUCTION NEXT YEAR MUST RE-REGISTER ONLINE THROUGH THE INFINITE CAMPUS PARENT PORTAL DURING THE ENROLLMENT WINDOW OF FEBRUARY 13th– MARCH 3rd, 2023. IF A PARENT OR GUARDIAN DOES NOT MAKE A SELECTION DURING THE ENROLLMENT WINDOW, STUDENT(S) WILL BE ENROLLED FOR IN PERSON INSTRUCTION AT THE LOCAL SCHOOL WITHIN THE STUDENT'S ATTENDANCE ZONE.

Enrollment will be completed through Infinite Campus. Prior to registering for PVA, you will need an active Infinite Campus Parent Portal account. To activate an account, please see directions below. Please note: you must submit an official identification (driver's license, state-issued Id card, etc.) to activate an account.



CLICK ABOVE TO ACCESS THE PARENT PORTAL LOGIN

Activate a Parent Portal Account

Activating a Parent Portal Account

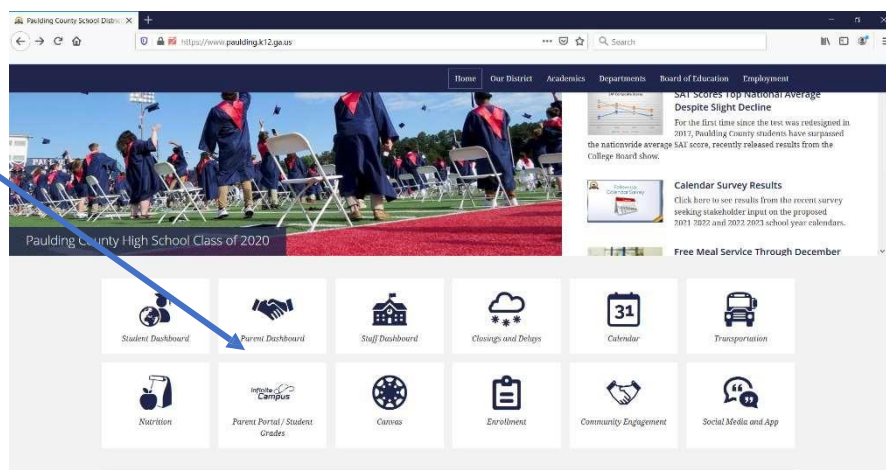
Please send an email to portal@paulding.k12.ga.us and the following information. A copy of parent picture id must also be included in the email.

- Parent Name
- Parent Physical Address
- Parent Email Address
- Student First Name
- Student Last Name
- Student's Date of Birth
- Student(s) Physical Address
- Name of School Student Attends

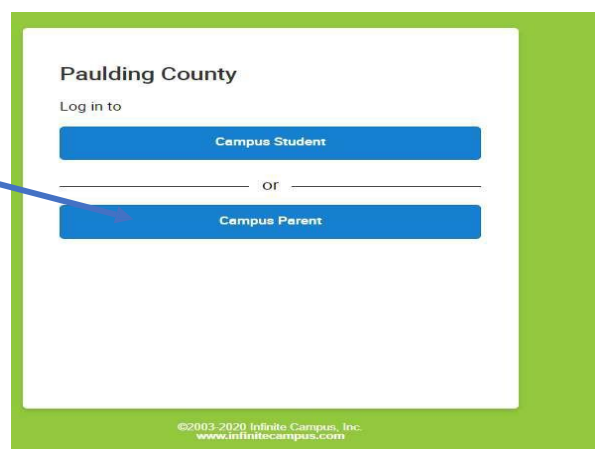
You will receive confirmation and additional directions from portal@paulding.k12.ga.us once your account is activated and you are ready to enroll when the window opens February 13th.

STEP 2 – Log in to Infinite Campus Parent Portal

Go to www.paulding.k12.ga.us, click Parent Portal/Student Grades



Click-Campus Parent



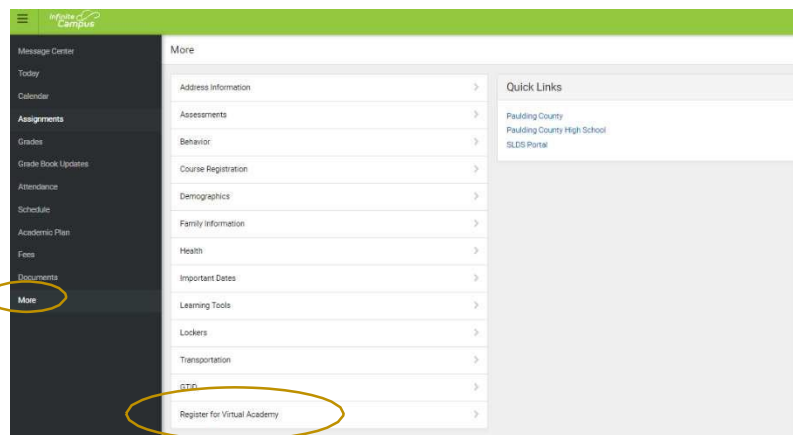

Enter your Username and Password to Log in

The screenshot shows the Infinite Campus login page for Paulding County. It has a green background. On the left, there is a login form with fields for 'Parent Username' and 'Password', a 'Log In' button, and links for 'Forgot Password?', 'Forgot Username?', and 'Help'. Below the form is a link to 'Log in to Campus Student' and a 'New User?' link. On the right, there is an 'Announcements' section with a date 'Monday 09/28/2020' and a link to 'Term 1 Report Card Window'. Below that, it says 'Opens – Monday, October 5th at 8:00 A.M.' and 'Closes – Friday, October 9th at 4:00 P.M.'. At the bottom, it says 'Report Cards issued - Friday, October 16'. A red 'Campus Parent' button is in the top right corner. A blue arrow points from the 'Enter your Username and Password to Log in' text to the 'Parent Username' input field.

STEP 3 – Complete Registration –

You may return to these directions during the registration window to make any adjustments as many times as needed. Step 3 needs to be finalized with decision by end of the registration window.

After logging in, parent clicks “More” and selects “Register for Virtual Academy”



All students in the household will display and all questions with a red star should be completed for all students. Select Paulding Virtual Academy – Online Learning for any student you are wanting to enroll in Virtual Academy. Select Face to Face/In-Person Instructions for any students who ARE NOT enrolling in Virtual Academy.

* Email Confirmation ☐

Emails are not sent upon submission. Emails will be sent upon approval / denial.

* Instructions ☐

Please answer all questions below. Click the "X" at the top to close this window.

* Student in PVA this year?

Select One

* I choose for my student to attend:

Select One

* I agree to a one-year commitment. ☐

This is required as frequent movement disrupts learning and schools are staffed based on enrollment.

* Parent Email

(Character limit 255)

* Current Residential Address

(Character limit 255)

* Current Residential City

(Character limit 255)

After making your selection, click Save.

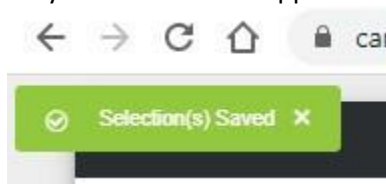
Learning Choice Selection

Student A [Redacted]
Virtual Academy Registration
Face to Face/In-Person Instruction [Dropdown]

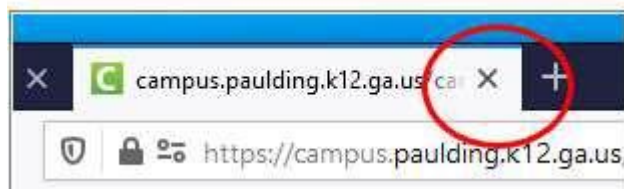
Student B [Redacted]
Virtual Academy Registration
Virtual Academy/Remote Learning [Dropdown]

Save

A fly-out window will appear for 5 seconds that indicates selection has been saved.



Selections will display choices for each student. You can now exit this window by clicking the “X” at the top of the screen and log out of Parent Portal.



STUDENTS NEW TO PAULDING COUNTY SCHOOL DISTRICT IN GRADES 1-12 DURING THE 2023-2024 SCHOOL YEAR

Students who will be enrolling to enter the Paulding County School District in the 2023-2024 school year must enroll through Central Registration. Parents can begin making appointments on April 1st to enroll for next year with registration beginning on June 1st. If you wish to enroll your student in the Paulding Virtual Academy as a new student, you will do so through the hardship process which will be explained your registration appointment.
